

# IPEDS 2022-23 Data Collection System

IPEDS HELP DESK (877) 225-2568 | [ipedshelp@rti.org](mailto:ipedshelp@rti.org)  
OMB NO. 1850-0582 v.30 : Approval Expires 8/31/2025  
User ID: P2373309

## Student Financial Aid 2022-23

Institution: Concord University (237330)

User ID: P2373309

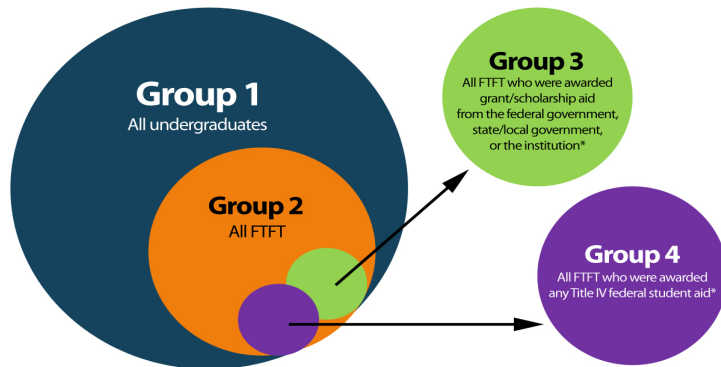
### Overview

#### IPEDS Student Financial Aid Component Overview - Public Academic Reporters

Welcome to the Student Financial Aid (SFA) component. The purpose of the SFA component is to collect information about financial aid provided to various groups of undergraduate students and military/veteran educational benefits for all students at your institution.

#### Data Reporting Reminders:

- Report data to accurately reflect the time period corresponding with the IPEDS survey component, even if such reporting is seemingly inconsistent with prior-year reporting.
- Undergraduate Student Groups  
You will be asked to report information for different groups of students.
  - Group 1: All undergraduate students
  - Group 2: Of Group 1, full-time, first-time degree/certificate-seeking students (FTFT)
  - Group 3: Of Group 2, FTFT students who paid the lower of in-state/in-district tuition rate and were awarded any grant/scholarship aid from the federal government, state/local government, or the institution
  - Group 4: Of Group 2, FTFT students who paid the lower of in-state/in-district tuition rate and were awarded any Title IV federal student aid



\*For public institutions, include only those students paying the in-state or in-district tuition rate. For program reporters, include only those students enrolled in the institution's largest program.

- COA Revisions  
Revisions to Cost of Attendance (COA) used to calculate the net price of attendance can be made in this component. Consult the instructions and screens to make sure you are reporting the correct aid amounts for the correct groups of students.
- College Affordability and Transparency Lists  
Net price amounts calculated in SFA will be used to populate the U.S. Department of Education's College Affordability and Transparency lists.
- Interactive Edits and Error Messages  
SFA contains interactive edits that will check for blank fields, invalid values, or values that fall outside expected ranges. Some error messages will require you to confirm or explain the values that you entered. Some error messages are fatal and will require you to contact the IPEDS Help Desk at (877) 225-2568 for resolution.
- Context Boxes  
You will find optional text boxes throughout SFA. Context boxes allow you to provide more information about the data you enter. Some of these context boxes may be made available to the public on College Navigator, so make sure that the information you enter can be understood easily by students, parents, and the general public.

#### Changes to reporting:

The following changes were implemented for the 2022-23 data collection period:

- Degree/certificate-seeking and non-degree/certificate-seeking data items were added in Parts A and B to disaggregate financial aid award amounts reported in Part B by these student categories.
- New FAQs were added to clarify concepts.
- Minor wording changes were made for clarification.

#### Resources:

- To download the survey materials for this component: [Survey Materials](#)
- To access your prior year data submission for this component: [Reported Data](#)

If you have questions about completing this survey, please contact the IPEDS Help Desk at 1-877-225-2568.

Institution: Concord University (237330)

## Section 1: Part A

**Part A - Establish Your Groups**

## Reporting Reminders:

- Part A establishes the number of students in various groups. Note that the numbers on this screen will be carried forward to other parts of the Student Financial Aid component.
- In the fields below, report the number of students in each of the following groups.

		Fall 2021	YOUR PRIOR YEAR DATA
			Fall 2020
01	Group 1 All <u>undergraduate</u> students	<input type="text" value="1,387"/>	1,463
01a	Of those in Group 1, those who are degree/certificate-seeking	<input type="text" value="1,345"/>	
01b	Of those in Group 1, those who are non-degree/non-certificate-seeking (Line 01 – Line 01a)	<input type="text" value="42"/>	
02	Group 2 Of those in Group 1, those who are <u>full-time</u> , <u>first-time</u> degree/certificate-seeking	<input type="text" value="390"/>	382
02a	Of those in Group 2, those who were awarded any <u>Federal Work Study</u> , <u>loans to students</u> , or grant or scholarship aid from the federal government, state/local government, the institution, or other sources known to the institution	<input type="text" value="382"/>	382
02b	Of those in Group 2, those who were awarded any <u>loans to students</u> or grant or scholarship aid from the federal government, state/local government, or the institution	<input type="text" value="382"/>	381
03	Group 3 Of those in Group 2, those paying the lower of in-state or in-district tuition rate who were awarded grant or scholarship aid from the federal government, state/local government, or the institution	<input type="text" value="255"/>	301
04	Group 4 Of those in Group 2, those paying the lower of in-state or in-district tuition rate who were awarded any <u>Title IV federal student aid</u>	<input type="text" value="198"/>	242

Institution: Concord University (237330)

Section 1: Part B

Part B - Enter Information About Group 1

Reporting Reminders:


- Group 1 students are **ALL undergraduate** students (including first-time students) enrolled in Fall 2021.
- For this part, report:

For These Students	The Following Type(s) of Aid	Awarded in This Period
<ul style="list-style-type: none"> <li>All undergraduate students enrolled in Fall 2021 for the 2021-22 academic year as defined by the institution</li> </ul>	<ul style="list-style-type: none"> <li>Grant or scholarship aid from:                             <ul style="list-style-type: none"> <li>federal government</li> <li>state/local government</li> <li>the institution</li> <li>other sources known to the institution</li> </ul> </li> <li>Loans to students from:                             <ul style="list-style-type: none"> <li>the federal government</li> </ul> </li> </ul>	<ul style="list-style-type: none"> <li>Any time during academic year 2021-22</li> </ul>

- In the fields below, report the number of Group 1 students and the total amount of aid awarded to these students for each type of aid.

Information from Part A	Fall 2021
Group 1: All undergraduate students (This number is carried forward from Part A, Line 01.)	1,387
Of those in Group 1, those who are degree/certificate-seeking (This number is carried forward from Part A, Line 01a.)	1,345
Of those in Group 1, those who are non-degree/non-certificate-seeking (This number is carried forward from Part A, Line 01b.)	42

Aid Type		2021-22											
		All undergraduate students (Group 1)				All degree/certificate-seeking undergraduates				All non-degree/non-certificate-seeking undergraduates			
		Number students who were awarded aid	Percentage of students who were awarded aid	Total amount of aid awarded	Average amount of aid awarded (Col.3/Col.1)	Number students who were awarded aid	Percentage of students who were awarded aid	Total amount of aid awarded	Average amount of aid awarded (Col.7/Col.5)	Number students who were awarded aid (Col.1-Col.5)	Percentage of students who were awarded aid	Total amount of aid awarded (Col.3-Col.7)	Average amount of aid awarded
		Col. 1	Col. 2	Col. 3	Col. 4	Col. 5	Col. 6	Col. 7	Col. 8	Col. 9	Col. 10	Col. 11	Col. 12
01	Grant or scholarship aid from the federal government, state/local government, the institution, and other sources known to the institution ( <b>Do NOT include federal student loans</b> )	1,310	94	15,293,783	11,675	1,299	97	15,210,112	11,709	11	26	83,671	7,606
02	Federal Pell Grants	626	45	3,065,739	4,897	626	47	3,065,739	4,897				
03	Federal student loans	673	49	4,608,120	6,847	673	50	4,608,120	6,847				

 You may use the box below to provide additional context for the data you have reported above. Context notes will be posted on the College Navigator website. Therefore, you should write all context notes using proper grammar (e.g., complete sentences with punctuation) and common language that can be easily understood by students and parents (e.g., spell out acronyms).

Non-applicable



Section 1: Part C, Page 1

Part C, Page 1 - Enter Information about Group 2

Reporting Reminders:

- Group 2 students are all full-time, first-time degree/certificate-seeking undergraduate students enrolled in Fall 2021.
- In the fields below, report the number of Group 2 students paying in-district, in-state, and out-of-state tuition rates. If your institution does not offer different rates, report all students as paying in-state tuition rates.

Information from Part A	Fall 2021
Group 2: Full-time, first-time degree/certificate-seeking undergraduates (This number is carried forward from Part A, Line 02)	390

Group 2 students:			Fall 2021		YOUR PRIOR YEAR DATA
					Fall 2020
			Number of Group 2 students	Percentage of Group 2 students	Percentage of Group 2 students
01	01a	<u>paying in-district tuition rates</u>	<input type="text" value="96"/>	25	19
	01b	<u>paying in-state tuition rates</u>	<input type="text" value="267"/>	68	79
	01c	<u>paying out-of-state tuition rates</u>	<input type="text" value="27"/>	7	2
	01d	Unknown (calculated value) This value is calculated using the following formula: [A02-(C01a+C01b+C01c)]	0	0	0

Section 1: Part C, Page 2

Part C, Page 2 - Enter Information about Group 2

Reporting Reminders:

- Part C includes financial aid information about Group 2. Group 2 students are all full-time, first-time degree/certificate-seeking undergraduate students enrolled in Fall 2021.
- For this part, report:


For These Students	The Following Type(s) of Aid	Awarded in This Period
<ul style="list-style-type: none"> <li>• Full-time, first-time degree/certificate-seeking undergraduate students enrolled in Fall 2021 for the 2021-22 academic year as defined by the institution</li> </ul>	<ul style="list-style-type: none"> <li>• Grant or scholarship aid from:                             <ul style="list-style-type: none"> <li>◦ federal government</li> <li>◦ state/local government</li> <li>◦ the institution</li> </ul> </li> <li>• Loans to students from:                             <ul style="list-style-type: none"> <li>◦ the federal government</li> <li>◦ other sources, including private or other loans</li> </ul> </li> <li>• Do <b>not</b> include:                             <ul style="list-style-type: none"> <li>◦ grant or scholarship aid from private or other sources</li> <li>◦ PLUS loans or loans made to anyone other than the student</li> </ul> </li> </ul>	<ul style="list-style-type: none"> <li>• Any time during academic year 2021-22</li> <li>• For program reporters, this is the aid year period from July 1, 2021 through June 30, 2022.</li> </ul>

- In the fields below, report the number of Group 2 students and the total amount of aid awarded to these students for each type of aid. Enter unduplicated student counts within a category (e.g., Federal Pell Grants). However, a student can appear in more than one aid category.

Information from Part A	Fall 2021
Group 2: Full-time, first-time degree/certificate-seeking undergraduates (This number is carried forward from Part A, Line 02)	390
Group 2a: (This number is carried forward from Part A, Line 02a) <ul style="list-style-type: none"> <li>• Of those in Group 2, those who were awarded:                             <ul style="list-style-type: none"> <li>◦ Federal Work Study</li> <li>◦ Loans to students</li> <li>◦ Grant or scholarship aid from the federal government, state/local government, or the institution</li> <li>◦ Other sources known to the institution</li> </ul> </li> </ul>	382
Group 2b (This number is carried forward from Part A, Line 02b) <ul style="list-style-type: none"> <li>• Of those in Group 2, those who were awarded:                             <ul style="list-style-type: none"> <li>◦ Loans to students</li> <li>◦ Grant or scholarship aid from the federal government, state/local government, or the institution</li> </ul> </li> </ul>	382
Group 3 (This number is carried forward from Part A, Line 03) <ul style="list-style-type: none"> <li>• Of those in Group 2, those who paid the lower of in-state or in-district tuition rate and were awarded:                             <ul style="list-style-type: none"> <li>◦ Grant or scholarship aid from the federal government, state/local government, or the institution</li> </ul> </li> </ul>	255

Aid Type		Fall 2021				YOUR PRIOR YEAR DATA
		Number of Group 2 students who were awarded aid	Percentage of Group 2 students who were awarded aid	Total amount of aid awarded to Group 2 students	Average amount of aid awarded to Group 2 students	Fall 2020
						Average amount of aid awarded to Group 2 students
01	Grants or scholarships from the federal government, state/local government, or the institution	378	97	4,203,420	<input checked="" type="checkbox"/> 11,120	10,186
02	<u>Federal grants</u>	319	82	1,597,176	<input checked="" type="checkbox"/> 5,007	4,296
	02a <u>Federal Pell Grants</u>	186	48	911,449	4,900	4,918
	02b <u>Other federal grants</u>	284	73	685,727	<input checked="" type="checkbox"/> 2,415	1,449
03	<u>State/local government grants or scholarships</u> (includes <u>fellowships</u> /tuition waivers/exemptions)	214	55	883,949	4,131	3,798

04	<u>Institutional grants or scholarships</u> (includes <u>fellowships</u> /tuition waivers/exemptions)	<input type="text" value="316"/>	81	<input type="text" value="1,722,295"/>	5,450	4,994
05	<u>Loans to students</u>	<input type="text" value="197"/>	51	1,472,330	7,474	7,464
05a	Federal loans	<input type="text" value="193"/>	49	<input type="text" value="1,338,568"/>	6,936	6,525
05b	Other loans (including private loans)	<input type="text" value="15"/>	4	<input type="text" value="133,762"/>	<input checked="" type="checkbox"/> 8,917	9,752

 You may use the box below to provide additional context for the data you have reported above. Context notes will be posted on the College Navigator website. Therefore, you should write all context notes using proper grammar (e.g., complete sentences with punctuation) and common language that can be easily understood by students and parents (e.g., spell out acronyms).

Non-applicable ▼

Institution: Concord University (237330)

## Section 1: Comparison Chart

## Comparison Chart

## Reporting Reminders:

- Based on the information reported on the previous screens for Group 1 (all undergraduates) and Group 2 (full-time, first-time degree/certificate-seeking undergraduates), this comparison chart seeks to help institutions check their reported data. Assuming that the information on Groups 1 and 2 is correct, then the calculated fields for 'All Other Undergraduates' should be the balance (Group 1 minus Group 2). If the balance does not check with your institution's calculations, please correct your reported numbers for Groups 1 and 2 before moving forward with the completion of the SFA survey component.

## Note:

- Data for the 'All Other Undergraduates' will appear in the IPEDS Data Center for data users, but not in College Navigator.

		Fall 2021	Academic Year 2021-22	Academic Year 2021-22
		Number of students	Federal Pell grants	Federal Student Loans
01	Group 1 (all undergraduates)	1,387		
02	Number of students who were awarded aid		626	673
03	Percentage who were awarded aid		45	49
04	Total amount of aid awarded		3,065,739	4,608,120
05	Average amount of aid awarded		4,897	6,847
06	Group 2 (Full-time, first-time undergraduates)	390		
07	Number of students who were awarded aid		186	193
08	Percentage who were awarded aid		48	49
09	Total amount of aid awarded		911,449	1,338,568
10	Average amount of aid awarded		4,900	6,936
11	All other undergraduates (Line 01 - Line 06)	997		
12	Number of students who were awarded aid (Line 02 - Line 07)		440	480
13	Percentage who were awarded aid (Line 12 / Line 11)		44	48
14	Total amount of aid awarded (Line 04 - Line 09)		2,154,290	3,269,552
15	Average amount of aid awarded (Line 14 / Line 12)		4,896	6,812



Institution: Concord University (237330)

Section 1: Cost of Attendance

Cost of attendance for full-time, first-time undergraduate students

Reporting Reminders:

- Please enter the amounts requested below. These data will be made available to the public on College Navigator. If your institution participates in any Title IV programs (Federal Pell Grant, Federal Direct Loan, etc.), you must complete all information.
- Estimates of expenses for books and supplies, room and board, and other expenses are those from the **Cost of Attendance report** used by the financial aid office in determining financial need. Please talk to your financial aid office to get these numbers to ensure that you are reporting correctly.
- These numbers are carried forward from Institutional Characteristics and should only be changed if an error was made in the reporting.

Charges for full academic year	2019-20	2020-21	2021-22
<b>Published <u>tuition</u> and <u>required fees</u>:</b>			
<u>In-district</u>			
Tuition	8,050	8,050	8,130
Required fees	335	335	560
Tuition + fees total	8,385	8,385	8,690
<u>In-state</u>			
Tuition	8,050	8,050	8,130
Required fees	335	335	560
Tuition + fees total	8,385	8,385	8,690
<u>Out-of-state</u>			
Tuition	17,702	17,702	17,880
Required fees	335	335	560
Tuition + fees total	18,037	18,037	18,440
<b><u>Books and supplies</u></b>			
	1,100	1,100	1,100
<b><u>On-campus:</u></b>			
<u>Room and board</u>	9,762	9,304	9,444
<u>Other expenses</u>	2,944	2,944	2,944
Room and board and other expenses	12,706	12,248	12,388
<b><u>Off-campus (not with family):</u></b>			
<u>Room and board</u>	9,762	9,304	9,444
<u>Other expenses</u>	2,944	2,944	2,944
Room and board and other expenses	12,706	12,248	12,388
<b><u>Off-campus (with family):</u></b>			
<u>Other expenses</u>	2,944	2,944	2,944

Section 1: Part D

Part D - Enter Information about Group 3

Reporting Reminders:

- Group 3 students are all full-time, first-time degree/certificate-seeking undergraduate students enrolled Fall 2021 paying the lower of in-state or in-district tuition rate who were awarded grant or scholarship aid from the following sources: the federal government, state/local government, or the institution. The information you report in this part will be used in Part F to calculate average institutional net price.
- For this part, report:

For These Students	The Following Type(s) of Aid	Awarded in This Period
<ul style="list-style-type: none"> <li>• Full-time, first-time degree/certificate-seeking undergraduate students enrolled in Fall 2021 for the 2021-22 academic year as defined by the institution paying the lower of in-state or in-district tuition rate who were awarded grant or scholarship aid from the following sources: the federal government, state/local government, or the institution</li> <li>• Do <b>not</b> include students who were awarded only grant or scholarship aid from private or other sources, or students who were awarded only non-grant aid</li> </ul>	<ul style="list-style-type: none"> <li>• Grant or scholarship aid from:                             <ul style="list-style-type: none"> <li>◦ federal government</li> <li>◦ state/local government</li> <li>◦ the institution</li> </ul> </li> <li>• Do <b>not</b> include:                             <ul style="list-style-type: none"> <li>◦ grant or scholarship aid from private or other sources</li> <li>◦ federal student loans</li> <li>◦ parent PLUS loans</li> <li>◦ private loans</li> <li>◦ HEERF grants</li> <li>◦ Federal Work Study amounts</li> </ul> </li> </ul>	<ul style="list-style-type: none"> <li>• Any time during academic year 2021-22</li> </ul>

- In the fields below, report the number of Group 3 students with each type of living arrangement and the total amount of grant or scholarship aid from the federal government, state/local government, or the institution awarded to these students.

Information from Part A:		YOUR PRIOR YEAR DATA 2019-20	YOUR PRIOR YEAR DATA 2020-21	2021-22
<b>Group 3</b> Full-time, first-time degree/certificate-seeking undergraduate students paying the lower of in-state or in-district tuition rate who were awarded grant or scholarship aid from the following sources: the federal government, state/local government, or the institution (This number is carried forward from Part A, Line 03)		266	301	255
01	Report the number of Group 3 students with the following living arrangements:	YOUR PRIOR YEAR DATA	YOUR PRIOR YEAR DATA	
		2019-20	2020-21	2021-22
01a	<u>On-campus</u>	135	<input checked="" type="checkbox"/> 184	153
01b	<u>Off-campus (with family)</u>	131	117	102
01c	<u>Off-campus (not with family)</u>	0	0	0
01d	Unknown (calculated) This value is calculated using the following formula: [A03-(D01a+D01b+D01c)]	0	0	0
02	<b>Report the total amount of grant or scholarship aid from the federal government, state/local government, or the institution awarded to Group 3 students</b>	2,315,681	2,808,608	2,533,727
03	Average grant or scholarship aid from the federal government, state/local government, or the institution awarded to Group 3 students (calculated value). This value is calculated using the following formula: [D02/A03]	8,706	9,331	9,936

You may use the box below to provide additional context for the data you have reported above. Context notes will be posted on the College Navigator website. Therefore, you should write all context notes using proper grammar (e.g., complete sentences with punctuation) and common language that can be easily understood by students and parents (e.g., spell out acronyms).

Non-applicable ▼



Section 1: Part E

Part E – Enter Information about Group 4

Reporting Reminders:

- Part E includes financial aid information about Group 4. undergraduate students enrolled in Fall 2021 paying the lower of in-state or in-district tuition rate who were awarded any Title IV federal student aid, including federal grants or federal student loans. The information you report in this part will be used in Part G to calculate average institutional net price by income level.
- For this part, report:

For These Students	The Following Type(s) of Aid	Awarded in This Period
<ul style="list-style-type: none"> <li>• Full-time, first-time degree/certificate-seeking undergraduate students enrolled Fall 2021 for the 2021-22 academic year as defined by the institution paying the lower of in-state or in-district tuition rate who were awarded any Title IV federal student aid</li> </ul>	<ul style="list-style-type: none"> <li>• Grant or scholarship aid from:                             <ul style="list-style-type: none"> <li>◦ federal government</li> <li>◦ state/local government</li> <li>◦ the institution</li> </ul> </li> <li>• Do <b>not</b> include:                             <ul style="list-style-type: none"> <li>◦ grant or scholarship aid from private or other sources</li> <li>◦ federal student loans</li> <li>◦ parent PLUS loans</li> <li>◦ private loans</li> <li>◦ HEERF grants</li> <li>◦ Federal Work Study amounts</li> </ul> </li> </ul>	<ul style="list-style-type: none"> <li>• Any time during academic year 2021-22</li> </ul>

- In the fields below, report the number of Group 4 students with each type of living arrangement and the total amount of grant or scholarship aid from the federal government, state/local government, or the institution awarded to these students by income level.


Information from Part A:		2019-20	2020-21	2021-22
<b>Group 4</b> Full-time, first-time degree/certificate-seeking undergraduate students paying the lower of in-state or in-district tuition rate who were awarded any Title IV federal student aid (This number is carried forward from Part A, Line 04)		231	242	198
01	Report the number of Group 4 students with the following living arrangements:	YOUR PRIOR YEAR DATA	YOUR PRIOR YEAR DATA	
		2019-20	2020-21	2021-22
	01a	<u>On-campus</u> 104	<input checked="" type="checkbox"/> 149	118
	01b	<u>Off-campus (with family)</u> 127	93	80
	01c	<u>Off-campus (not with family)</u> 0	0	0
	01d	Unknown (calculated) This value is calculated using the formula: [A04-(E01a+E01b+E01c)] 0	0	0

		Number of students who were awarded any Title IV aid (Group 4)	Of those in Column 1, the number who were awarded any grant or scholarship aid from the following sources: the federal government, state/local government, or the institution	Of those in Column 1, the total amount of grant or scholarship aid awarded from the following sources: the federal government, state/local government, or the institution	<b>i</b> Average amount of federal, state/local, and institutional grant or scholarship aid awarded to Group 4 students
2019-20					
		Col. 1	Col. 2	Col. 3	Col. 4
02	Income level				
	02a \$0-30,000	107	107	1,043,699	9,754
	02b \$30,001-48,000	34	33	322,565	9,487
	02c \$48,001-75,000	42	41	357,069	8,502
	02d \$75,001-110,000	29	20	131,290	4,527

02e	\$110,001 and more	19	15	73,528	3,870
02f	Total all income levels	231	216	1,928,151	8,347

2020-21					
		Col. 1	Col. 2	Col. 3	Col. 4
03	Income level				
03a	\$0-30,000	104	104	1,164,590	11,198
03b	\$30,001-48,000	44	44	420,439	9,555
03c	\$48,001-75,000	44	44	325,443	7,396
03d	\$75,001-110,000	26	26	137,830	5,301
03e	\$110,001 and more	24	22	123,649	5,152
03f	Total all income levels	242	240	2,171,951	8,975

2021-22					
		Col. 1	Col. 2	Col. 3	Col. 4
04	Income level				
04a	\$0-30,000	81	81	884,142	10,915
04b	\$30,001-48,000	25	25	237,907	9,516
04c	\$48,001-75,000	32	32	250,803	7,838
04d	\$75,001-110,000	37	34	221,883	5,997
04e	\$110,001 and more	23	20	120,155	5,224
04f	Total all income levels	198	192	1,714,890	8,661

 You may use the box below to provide additional context for the data you have reported above. Context notes will be posted on the College Navigator website. Therefore, you should write all context notes using proper grammar (e.g., complete sentences with punctuation) and common language that can be easily understood by students and parents (e.g., spell out acronyms).

Non-applicable ▼

Section 1: Part F


Part F – Net Price Calculation for Group 3

Note:

- The following net price calculation is based on information that your institution reported in the Institutional Characteristics component and the Student Financial Aid component. For more information about the data your institution reported in the Institutional Characteristics component, please contact your institution's IPEDS Keyholder.

Components of cost of attendance		YOUR PRIOR YEAR DATA	YOUR PRIOR YEAR DATA	2021-22
		2019-20	2020-21	
01	Published <u>tuition</u> and <u>required fees</u> (lower of in-state or in-district tuition rate)	8,385	8,385	8,690
02	<u>Books and supplies</u>	1,100	1,100	1,100
03	<u>Room and board</u> and <u>other expenses</u> by living arrangement			
	03a <u>On-campus</u>	12,706	12,248	12,388
	03b <u>Off-campus (with family)</u>	2,944	2,944	2,944
	03c <u>Off-campus (not with family)</u>	12,706	12,248	12,388
04	Number of Group 3 students by living arrangement			
	04a <u>On-campus</u>	135	184	153
	04b <u>Off-campus (with family)</u>	131	117	102
	04c <u>Off-campus (not with family)</u>	0	0	0
	04d Unknown	0	0	0
05	Weighted average for room and board and other expenses by number of students for each living arrangement (excluding unknown values) See instructions for the formula for this calculation	7,898	8,631	8,610
06	Total cost of attendance This value is calculated using the following formula: [F01+F02+F05]	17,383	18,116	18,400
07	Average amount of grant or scholarship aid awarded to Group 3 students from the following sources: the federal government, state/local government, and the institution	8,706	9,331	9,936
08	Average institutional <u>net price</u> for Group 3 students This value is calculated using the following formula: [F06-F07]	8,677	8,785	8,464

As required by the *Higher Education Act, as amended (2008)*, these amounts will be posted on the U.S. Department of Education's College Navigator website and used in the U.S. Department of Education's College Affordability and Transparency Lists.

 You may use the box below to provide additional context for the data you have reported above. Context notes will be posted on the College Navigator website. Therefore, you should write all context notes using proper grammar (e.g., complete sentences with punctuation) and common language that can be easily understood by students and parents (e.g., spell out acronyms).

Non-applicable ▼

Section 1: Part G


Part G – Net Price Calculation for Group 4

Note:

- The following net price calculation is based on information that your institution reported in the Institutional Characteristics component and the Student Financial Aid component. For more information about the data your institution reported in the Institutional Characteristics component, please contact your institution's IPEDS Keyholder.

Components of cost of attendance		YOUR PRIOR YEAR DATA	YOUR PRIOR YEAR DATA	2021-22
		2019-20	2020-21	
01	Published <u>tuition</u> and <u>required fees</u> (lower of in-state or in-district tuition rate)	8,385	8,385	8,690
02	<u>Books and supplies</u>	1,100	1,100	1,100
03	<u>Room and board</u> and <u>other expenses</u> by living arrangement			
	03a <u>On-campus</u>	12,706	12,248	12,388
	03b <u>Off-campus (with family)</u>	2,944	2,944	2,944
	03c <u>Off-campus (not with family)</u>	12,706	12,248	12,388
04	Number of Group 4 students by living arrangement			
	04a <u>On-campus</u>	104	149	118
	04b <u>Off-campus (with family)</u>	127	93	80
	04c <u>Off-campus (not with family)</u>	0	0	0
	04d Unknown	0	0	0
05	Weighted average for room and board and other expenses by number of students for each living arrangement (excluding unknown values) See instructions for the formula for this calculation	7,339	8,672	8,572
06	Total cost of attendance by income level This value is calculated using the following formula: [G01+G02+G05]	16,824	18,157	18,362
07	Average amount of grant or scholarship aid awarded to Group 4 students from the following sources: the federal government, state/local government, and the institution	8,347	8,975	8,661
	07a \$0-30,000	9,754	11,198	10,915
	07b \$30,001-48,000	9,487	9,555	9,516
	07c \$48,001-75,000	8,502	7,396	7,838
	07d \$75,001-110,000	4,527	5,301	5,997
	07e \$110,001 and more	3,870	5,152	5,224
08	Average institutional <u>net price</u> for Group 4 students This value is calculated using the following formula: [G06-G07]			
	08a \$0-30,000	7,070	6,959	7,447
	08b \$30,001-48,000	7,337	8,602	8,846
	08c \$48,001-75,000	8,322	10,761	10,524
	08d \$75,001-110,000	12,297	12,856	12,365
	08e \$110,001 and more	12,954	13,005	13,138

As required by the *Higher Education Act, as amended (2008)*, these amounts will be posted on the U.S. Department of Education's College Navigator website.

 You may use the box below to provide additional context for the data you have reported above. Context notes will be posted on the College Navigator website. Therefore, you should write all context notes using proper grammar (e.g., complete sentences with punctuation) and common language that can be easily understood by students and parents (e.g., spell out acronyms).

Non-applicable





Institution: Concord University (237330)

Section 2: Military Servicemembers and Veteran's Benefits - Undergraduate and Graduate

Section 2: Military Servicemembers and Veteran's Benefits

Important Note:

- Report for **Post-9/11 GI Bill Benefits**: July 1, 2021 - June 30, 2022.
- Report for **Department of Defense Tuition Assistance Program**: October 1, 2021 - September 30, 2022
- **Program reporters should be reporting the information on this screen for ALL programs (not just the largest program).**

Reporting Reminders:

- Report the total number of student recipients and the total dollar amounts for each program.
- Student recipients can also include eligible dependents.
- Student recipients may be listed in both categories.
- Consult with your campus certifying official, who may not be in the student financial aid office.
- For Post-9/11 GI Bill Benefits, do not include the matching institutional aid provided through the Yellow Ribbon Program if your school participated.
- Information reported to IPEDS is only what is known to the institution.
- Enter zero (0) if your institution did not have beneficiaries for that student level or program. Please do not leave a cell blank.

Type of benefit/assistance	Number of students receiving benefits/assistance	Total dollar amount of benefits/assistance disbursed through the institution	Average dollar amount of benefits/assistance disbursed through the institution	YOUR PRIOR YEAR DATA
				Average dollar amount of benefits/assistance disbursed through the institution
<u>Post-9/11 GI Bill Benefits</u>				
Undergraduate students	<input type="text" value="10"/>	<input type="text" value="64,206"/>	6,421	6,058
Graduate students	<input type="text" value="7"/>	<input type="text" value="38,749"/>	<input checked="" type="checkbox"/> 5,536	7,522
Total	17	102,955	6,056	6,377

<u>Department of Defense Tuition Assistance Program</u>				
Undergraduate students	<input type="text" value="2"/>	<input type="text" value="3,000"/>	<input checked="" type="checkbox"/> 1,500	2,125
Graduate students	<input type="text" value="0"/>	<input type="text" value="0"/>		
Total	2	3,000	1,500	2,125

Institution: Concord University (237330)

User ID: P2373309

Prepared by

Prepared by

Reporting Reminders:

- The name of the preparer is being collected so that we can follow up with the appropriate person in the event that there are questions concerning the data.
- The Keyholder will be copied on all email correspondence to other preparers.
- The time it took to prepare this component is being collected so that we can continue to improve our estimate of the reporting burden associated with IPEDS.
- Please include in your estimate the time it took for you to review instructions, query and search data sources, complete and review the component, and submit the data through the Data Collection System.
- Thank you for your assistance.

This survey component was prepared by:

<input checked="" type="radio"/>	Keyholder	<input type="radio"/>	SFA Contact	<input type="radio"/>	HR Contact
<input type="radio"/>	Finance Contact	<input type="radio"/>	Academic Library Contact	<input type="radio"/>	Other

Name:

Email:

How many staff from your institution only were involved in the data collection and reporting process of this survey component?

Number of Staff (including yourself)

How many hours did you and others from your institution only spend on each of the steps below when responding to this survey component?  
*Exclude the hours spent collecting data for state and other reporting purposes.*

Staff member	Collecting Data Needed	Revising Data to Match IPEDS Requirements	Entering Data	Revising and Locking Data
Your office	<input type="text" value="3.00"/> hours	<input type="text" value="2.00"/> hours	<input type="text" value="1.00"/> hours	<input type="text"/> hours
Other offices	<input type="text"/> hours	<input type="text"/> hours	<input type="text"/> hours	<input type="text"/> hours

Institution: Concord University (237330)

User ID: P2373309

## Summary

### IPEDS Student Financial Aid (SFA) Survey Summary

IPEDS collects important information regarding your institution. All data reported in IPEDS survey components become available in the IPEDS Data Center and appear as aggregated data in various Department of Education reports. Additionally, some of the reported data appears specifically for your institution through the College Navigator website and is included in your institution's Data Feedback Report (DFR). The purpose of this summary is to provide you an opportunity to view some of the data that, when accepted through the IPEDS quality control process, will appear on the College Navigator website and/or your DFR. College Navigator is updated approximately three months after the data collection period closes and Data Feedback Reports will be available through the [Data Center](#) and sent to your institution's CEO in November 2023.

Please review your data for accuracy. If you have questions about the data displayed below after reviewing the data reported on the survey screens, please contact the IPEDS Help Desk at: 1-877-225-2568 or [ipedshelp@rti.org](mailto:ipedshelp@rti.org).

Total grant aid awarded to all undergraduate students		\$15,293,783
Number of undergraduate students who were awarded a Pell Grant		626
Percentage of FTFT students who were awarded any financial aid		98%
	Percentage of FTFT students who were awarded grant aid by type	Average amount of grant aid awarded by type
Total	97%	\$11,120
Federal Government	82%	\$5,007
Pell	48%	\$4,900
Other Federal	73%	\$2,415
State/Local Government	55%	\$4,131
Institutional	81%	\$5,450
	Percentage of FTFT students who were awarded and accepted loans by type	Average amount of loans awarded and accepted by type
Total	51%	\$7,474
Federal	49%	\$6,936
Non-federal	4%	\$8,917
Average net price for FTFT students who were awarded grant aid		\$8,464
Average net price for FTFT students who were awarded Title IV federal student aid		
\$0 – 30,000		\$7,447
\$30,001 – 48,000		\$8,846
\$48,001 – 75,000		\$10,524
\$75,001 – 110,000		\$12,365
\$110,001 and more		\$13,138

Military Service members and Veteran's Benefits			
		Number of students receiving benefits/assistance	Total dollar amount of benefits/assistance awarded through the institution
Post-9/11 GI Bill Benefits			
	Undergraduate students	10	\$64,206
	Graduate students	7	\$38,749
	Total	17	\$102,955
Department of Defense Tuition Assistance Program			
	Undergraduate students	2	\$3,000
	Graduate students	0	N/A
	Total	2	\$3,000

Edit Report

Student Financial Aid

Source	Description	Severity	Resolved	Options
<b>Screen: Part C, Page 2 - Enter Information about Group 2</b>				
Screen Entry	The average amount of this type of aid awarded to Group 2 students is outside the expected range of between 767 and 2,131 when compared with the prior year value. Please check the number of students and the total amount of aid awarded to these students, and correct or explain the discrepant values. (Error #7147)	Explanation	Yes	
Reason	For 2021-2022, the Office of Financial Aid was permitted by the Department of Education Office of Federal Student Aid via the CARES Act to transfer up to 100% of Federal Work Study to SEOG. Concord transferred \$123,842 of Federal Work Study appropriations to SEOG during 2021-2022 reporting period, thereby increasing the total funds within the Other Federal Grants category.			
Screen Entry	The average amount of this type of aid awarded to Group 2 students is outside the expected range of between 3,614 and 4,978 when compared with the prior year value. Please check the number of students and the total amount of aid awarded to these students, and correct or explain the discrepant values. (Error #7147)	Explanation	Yes	
Reason	For 2021-2022, the Office of Financial Aid was permitted by the Department of Education Office of Federal Student Aid via the CARES Act to transfer up to 100% of Federal Work Study to SEOG. Concord transferred \$123,842 of Federal Work Study appropriations to SEOG during 2021-2022 reporting period, thereby increasing the total funds within the overall Federal Grants category.			
Screen Entry	The average amount of this type of aid awarded to Group 2 students is outside the expected range of between 9,504 and 10,868 when compared with the prior year value. Please check the number of students and the total amount of aid awarded to these students, and correct or explain the discrepant values. (Error #7147)	Explanation	Yes	
Reason	For 2021-2022, the Office of Financial Aid was permitted by the Department of Education Office of Federal Student Aid via the CARES Act to transfer up to 100% of Federal Work Study to SEOG. Concord transferred \$123,842 of Federal Work Study appropriations to SEOG during 2021-2022 reporting period, thereby increasing the total funds within the overall Grants or Scholarships category.			
Screen Entry	The average amount of this type of aid awarded to Group 2 students is outside the expected range of between 9,070 and 10,434 when compared with the prior year value. Please check the number of students and the total amount of aid awarded to these students, and correct or explain the discrepant values. (Error #7147)	Explanation	Yes	
Reason	In general, HEERF funds received and allocated during the reporting period reduced the overall private or other non-Federal loan need for students.			
<b>Screen: Part D - Enter Information about Group 3</b>				
Screen Entry	The number entered is outside the expected range of between 95 and 175 when compared with the prior year value. Please correct your data or explain. (Error #7169) <b>This edit and explanation were retained from the prior year (for reference) and do not need to be re-explained in the current year edit report.</b>	Explanation	Yes	
Reason	in-state students increased this year.			
<b>Screen: Part E - Enter Information about Group 4</b>				
Screen Entry	The number entered is outside the expected range of between 73 and 135 when compared with the prior year value. Please correct your data or explain. (Error #7169) <b>This edit and explanation were retained from the prior year (for reference) and do not need to be re-explained in the current year edit report.</b>	Explanation	Yes	
Reason	in-state students increased this year.			
<b>Screen: Military Servicemembers and Veteran's Benefits</b>				
Screen Entry	This value is out of range compared to the prior year amount. Please correct your data or explain. (Error #7265)	Explanation	Yes	
Reason	Confirmed as correct. The Concord University Veteran School Certifying Official reviewed and indicated that some students utilizing military benefits were not full-time during the reporting period, thereby decreasing the average dollar amount awarded.			
Screen Entry	This value is out of range compared to the prior year amount. Please correct your data or explain. (Error #7265)	Explanation	Yes	

Reason	Confirmed as correct. The Concord University Veteran School Certifying Official reviewed and indicated that some students utilizing military benefits were not full-time during the reporting period, thereby decreasing the average dollar amount awarded.
--------	---